



enta villa

Elegant travel at home

# ABOUT TK ELEVATOR

**We are elevator people. Striving to move the world. Known for a passion for technology with service at the heart of our business.**

Over the past decades, TK Elevator has established itself as one of the world's leading elevator companies and became independent after its sale by thyssenkrupp AG in August 2020. To our customers in over 100 countries, we provide an extensive service network that guarantees close proximity, with over 1,000 locations and more than 50,000 employees.

TK Elevator's most important business line is our manufacturer independent service for mobility solutions represented by over 25,000 service technicians.

Our new installation product portfolio ranges from commodity elevators for residential and commercial buildings to cutting-edge, highly customised solutions for state-of-the-art skyscrapers. What's more, it also consists of escalators and moving walks, passenger boarding bridges, stair, and platform lifts. Integrated cloud-based service solutions, such as the MAX platform, are gaining in importance. These digital offerings mean there are no longer any limits to urban mobility.



**>50,000**  
employees

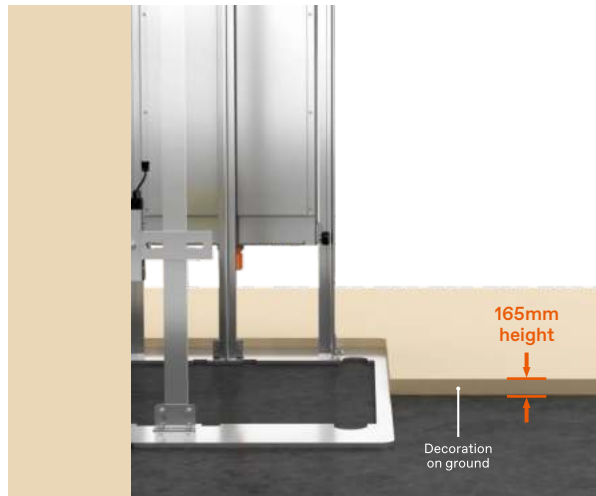
**~1,000**  
sales- and  
service  
locations

Customers in  
**>100**  
countries

Sales of  
**>€9 billion**

## Versatile technology maximizes space

By using many advanced features common to our commercial passenger elevators, enta villa will move you around your home with quiet efficiency.



### Low-pit design

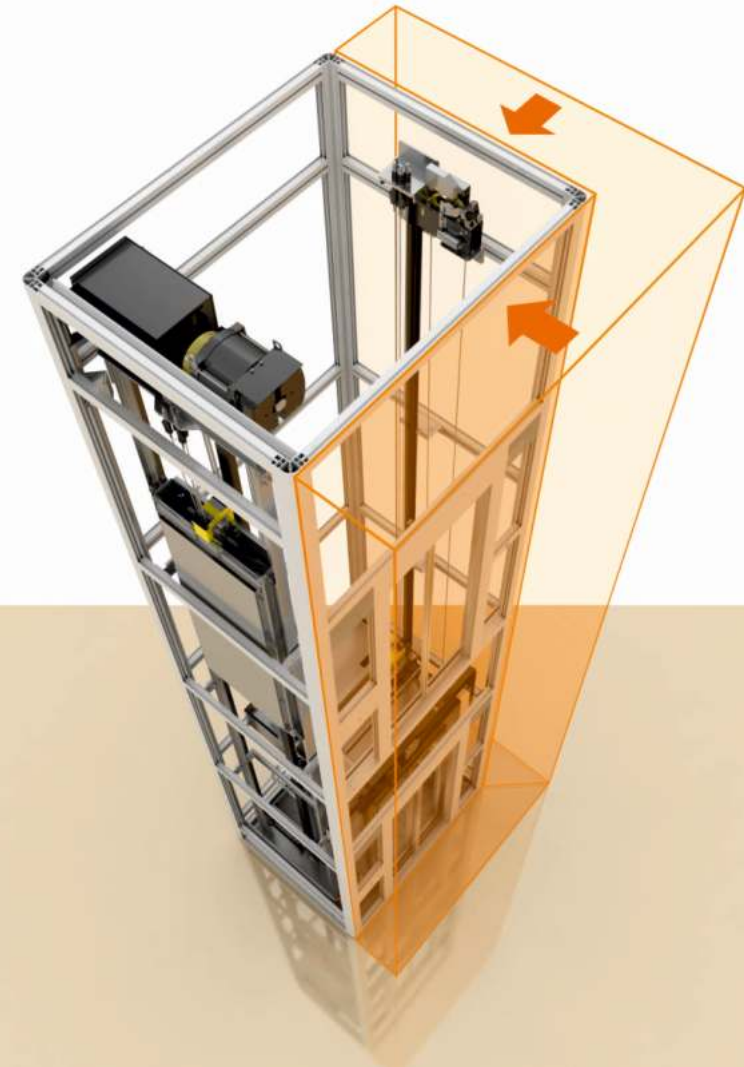
The pit requirement of just 165mm ensures that the elevator entrance will be level with your home's floor finishes.

This also means little or no digging, and faster, simple installation.



### Small shaft, more space

Efficient space utilization in the shaft releases more household space.



### Durable and comfortable

Just like our commercial elevators, enta villa uses counterweights and cars with solid guides rails and roller guide shoes to ensure smooth and quiet travel. Their oil free operation avoids the grease and dirt traps of traditional lubrication to keep your home clean and tidy.

## Provides a stylish experience

A range of trend-based cabin interiors and fixtures to match every home style.



### Designs to match your home

Complement your home's interior design with enta villa's range of seven stylish cabins, each one designed to emphasize your commitment to style. We offer a range of quality finishes for a premium look. Plus a wide range of fixtures to complete your elevator in harmony with your home.

### Harmonious lighting

Soft lighting creates a relaxed and pleasant atmosphere, while maintaining a comfortable color temperature below 4000K - ideal for the cozy, soft, and ambient glow that suits home applications best.

## PANORAMA

Perfectly complements the quality of your home, adding style and a superior visual experience.



### PANO S-1

Ceiling  
PL01

Rear wall  
Glass + Hairline finish stainless steel 304 frame

Side wall  
Glass + Hairline finish stainless steel 304

Front wall  
Hairline finish stainless steel 304

Car door / Landing door  
Hairline finish stainless steel 304

Floor  
PVC CFL010

# STYLISH

Stylish interior design with a touch of luxury.



## ST-1V

Ceiling  
S1-C5

Rear wall  
Powder coating RAL2008 with white primer  
ice orange pattern + Powder coating RAL9003

Side wall  
Powder coating RAL2008 with white primer  
ice orange pattern



Front wall  
Hairline finish stainless steel with  
bronze coating

Car door / Landing door  
Hairline finish stainless steel with  
bronze coating

Floor  
Piano concerto



## OL-2V

Ceiling  
S2-C2

Rear wall  
Mirror finish stainless steel with  
titanium gold coating P036

Side wall  
Mirror finish stainless steel with titanium gold  
coating P036+ Film on metal - white marble  
pattern FS01



Front wall  
Vibratory finish stainless steel with  
titanium gold coating

Car door / Landing door  
Vibratory finish stainless steel with  
titanium gold coating

Floor  
Baroque

# HERITAGE REFINED

Revival of colors, crafts, and materials from the past with today's conveniences.



## HR-2V

Ceiling  
S4-C1

Rear wall  
UV printing - Landscape painting UV-P02

Side wall  
Mirror finish stainless steel +  
Film on metal - ebony pattern FW01



Front wall  
Mirror finish stainless steel

Car door / Landing door  
Mirror finish stainless steel

Floor  
Chinese porch window



## HR-31V

Ceiling  
PL01

Rear wall  
Film on metal - ebony pattern FW01 and  
oak pattern FW08

Side wall  
Sandblast finish stainless steel with champagne  
gold coating + Film on metal - ebony pattern FW01



Front wall  
Sandblast finish stainless steel with  
champagne gold coating

Car door / Landing door  
Sandblast finish stainless steel with  
champagne gold coating

Floor  
Acrobatic etude + Storm

# CONTEMPORARY

Minimalistic interior design, influenced by local taste.



## CT-1V

Ceiling  
S3-C1

Rear wall

Mirror finish stainless steel with black titanium coating + Sandblast finish stainless steel

Side wall

Mirror finish stainless steel with black titanium coating + Film on metal - oak pattern FW08



Front wall

Sandblast finish stainless steel with black titanium coating

Car door / Landing door

Sandblast finish stainless steel with black titanium coating

Floor

Symphonic poem prelude



## CT-2V


Ceiling  
S1-C7

Rear wall

Mirror finish stainless steel with bronze coating + Film on metal - Leather grain lichee FL03

Side wall

Mirror finish stainless steel with bronze coating + Film on metal - Leather grain lichee FL03



Front wall

Mirror finish stainless steel with bronze coating

Car door / Landing door

Mirror finish stainless steel with bronze coating

Floor

Oserova

# FIXTURES

Choose from premium fixtures to highlight the style and colors of your home.

## COP


Model	CV4D-A32M
Display	White LED
Faceplate	1. Hairline finish stainless steel
Faceplate (options)	2. Hairline finish stainless steel gold titanium coating 3. Hairline finish stainless steel champagne gold coating 4. Hairline finish stainless steel bronze coating 5. Hairline finish stainless steel black titanium coating
Button (braille is available)	 MT42 Square button, white light
	 AN180 (option) Round button, white light

## COP

Model	CV4E-A32M
Display	White LED
Faceplate	1. Hairline finish stainless steel
Faceplate (options)	2. Hairline finish stainless steel gold titanium coating 3. Hairline finish stainless steel champagne gold coating 4. Hairline finish stainless steel bronze coating 5. Hairline finish stainless steel black titanium coating
Button (braille is available)	 MT42 Square button, white light
	 AN180 (option) Round button, white light

## Touch screen COP

1. Standard Horizontal
2. Standard Vertical
3. Hybrid



All images shown here are for reference only.



# FIXTURES

Choose from premium fixtures to highlight the style and colors of your home.

## LOP

Model	LB5D-A3
Display	White LED
Faceplate	1. Hairline finish stainless steel
Faceplate (options)	2. Hairline finish stainless steel gold titanium coating 3. Hairline finish stainless steel champagne gold coating 4. Hairline finish stainless steel bronze coating 5. Hairline finish stainless steel black titanium coating
Button (braille is available)	 MT42 Square button, white light
	 AN180 (option) Round button, white light



## Touch screen LIOP

1. Black - Round Shape
2. Black - Rectangle Shape
3. Black - Rectangle with Round Corner




# ACCESSORIES

Enhance the look and functionality of the elevator with stylish and user-friendly accessories

## Ceiling

---



S1-C5



S1-C7



S3-C1



S2-C2



S4-C1



PL01



PL01

## Handrail

---

Matching handrails bring convenience for pregnant, infirm, young, and older residents.

### TSF01

Round handrail -  
Hairline finish stainless steel



### TRH01

Round handrail -  
Transparent acrylic and hairline finish  
stainless steel



### TFH01

Flat handrail -  
Transparent acrylic



# TECHNICAL SPECIFICATION

## (MACHINEROOM - LESS)

### BASIC PARAMETER

RATED LOAD (KG)	RATED SPEED (M/S)	MAX. TRAVEL HEIGHT (M)	MAX. NUMBER OF FLOORS	MIN. PIT DEPTH (MM)	SHAFT TYPE
320	0.2	12	4	165	Concrete
400	0.2	12	4	165	Concrete
320	0.2	9	4	165	Aluminium frame
400	0.2	9	4	165	Aluminium frame

### OVERHEAD SIZE

OVERHEAD HEIGHT (MM)	CAR HEIGHT (MM)	DOOR HEIGHT (MM)
3150	2100	2000
3150	2200	2100
3150	2300	2100
3200	2400	2100

### CAR/SHAFT SIZE

RATED LOAD (KG)	CAR SIZE (CW X CD) (MM)	DOOR OPENING	DOOR WIDTH (MM)	SW (MM)	SD (MM)	SHAFT SIZE				SHAFT TYPE
						SW (INCHES)	SD (INCHES)	SW (FEET)	SD (FEET)	
320	900 x 1100	Centre Opening (Metal Door)	700	1580	1400	62.2	55.1	5.2	4.6	Concrete
320	900 x 1100	Centre Opening (Glass Door)	700	1680	1400	66.1	55.1	5.5	4.6	Concrete
320	900 x 1100	Side Opening (Metal Door)	700	1450	1480	57.1	58.3	4.8	4.9	Concrete
320	900 x 1100	Centre Opening (Glass Door)	700	1680	1400	66.1	55.1	5.5	4.6	Aluminium
320	900 x 1100	Side Opening (Metal Door)	700	1500	1480	59.1	58.3	4.9	4.9	Aluminium
400	1100 x 1100	Centre Opening (Metal Door)	800	1750	1400	68.9	55.1	5.7	4.6	Concrete
400	1100 x 1100	Centre Opening (Glass Door)	800	1780	1400	70.1	55.1	5.8	4.6	Concrete
400	1100 x 1100	Side Opening (Metal Door)	800	1650	1480	65	58.3	5.4	4.9	Concrete
400	1100 x 1100	Centre Opening (Glass Door)	800	1800	1400	70.9	55.1	5.9	4.6	Aluminium
400	1100 x 1100	Side Opening (Metal Door)	800	1700	1480	66.9	58.3	5.6	4.9	Aluminium
400	950 x 1100	Side Opening (Metal Door)	700/800	1500	1500	59.1	59.1	4.9	4.9	Concrete

Minimum shaft size is measured based on the concrete shaft, if the shaft material is different or the technical specification is out of standard scope, please contact us.

**ROOHKI HOME AUTOMATION**  
Authorized Dealer for TK Elevator  
# 206, Near Shiv Mandir, Sector - 21,  
Panchkula-134112 (Haryana)  
[www.roohki.com](http://www.roohki.com)

For more information, please call:  
**+91 77173 02281**