

# enta villa

Elegant travel at home



# ABOUT TK ELEVATOR

**We are elevator people. Striving to move the world. Known for a passion for technology with service at the heart of our business.**

Over the past decades, TK Elevator has established itself as one of the world's leading elevator companies and became independent after its sale by thyssenkrupp AG in August 2020. To our customers in over 100 countries, we provide an extensive service network that guarantees close proximity, with over 1,000 locations and more than 50,000 employees.

TK Elevator's most important business line is our manufacturer independent service for mobility solutions represented by over 25,000 service technicians.

Our new installation product portfolio ranges from commodity elevators for residential and commercial buildings to cutting-edge, highly customised solutions for state-of-the-art skyscrapers. What's more, it also consists of escalators and moving walks, passenger boarding bridges, stair, and platform lifts. Integrated cloud-based service solutions, such as the MAX platform, are gaining in importance. These digital offerings mean there are no longer any limits to urban mobility.



**>50,000**  
employees



**~1,000**  
sales- and  
service  
locations



Customers in  
**>100**  
countries



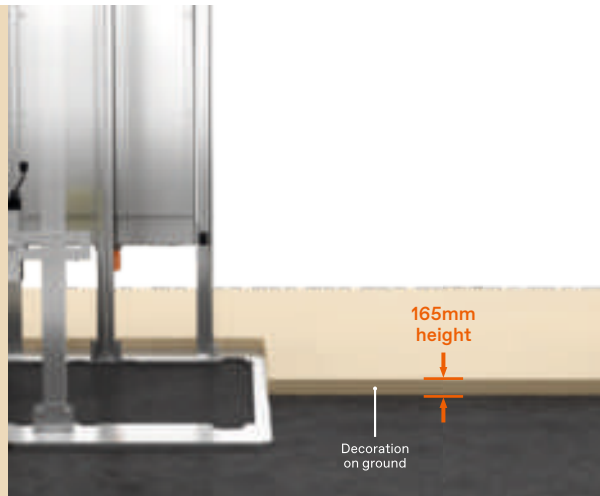
Sales of  
**€9.3** billion

## Versatile technology maximizes space

By using many advanced features common to our commercial passenger elevators, enta villa will move you around your home with quiet efficiency.

### Small shaft, more space

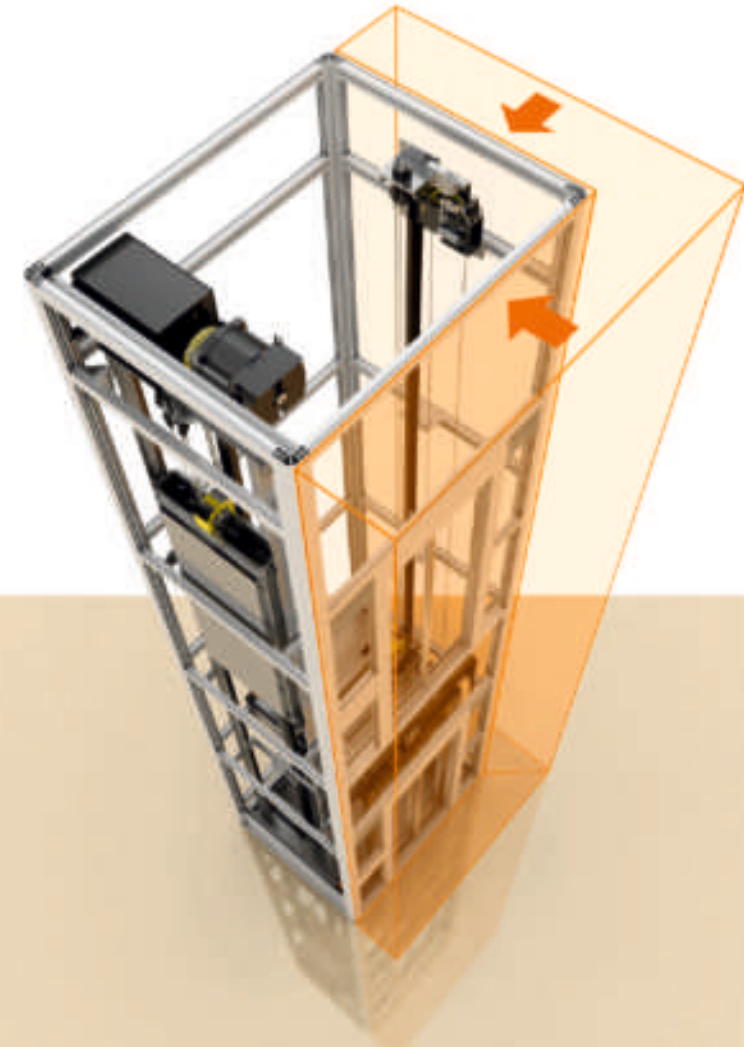
Efficient space utilization in the shaft releases more household space.



### Low-pit design


The pit requirement of just 165mm ensures that the elevator entrance will be level with your home's floor finishes.

This also means little or no digging, and faster, simple installation.



### Durable and comfortable

Just like our commercial elevators, enta villa uses counterweights and cars with solid guides rails and roller guide shoes to ensure smooth and quiet travel. Their oil free operation avoids the grease and dirt traps of traditional lubrication to keep your home clean and tidy.





Hassle-free and easy installation



### Aluminium frame

Installing an elevator at home is not as complicated as you think. With our elegant engineering, the new aluminium frame is easy to install, allowing placement of the elevator to be adapted to your needs. It dispenses with the requirement to build a concrete walled shaft and no civil work is needed, all of which saves time and cost. Giving you more flexibility in designing your home space.

Original design by TKE, available as an option for enta villa with four different colour options.



## Designed for ideal home

Market-leading innovations and German precision engineering add value to your home. Every enta villa combines comfort and safety with luxurious living.

### Simple sophistication

enta villa is made to fit seamlessly into your home. It takes up less space by not needing an extra room for elevator machinery and it even runs on your normal domestic single phase electricity supply, using about as much power as a washing machine. So no complex wiring is needed - and it saves energy too.



### Strict design criteria

Designed, tested and manufactured to TK Elevator's stringent standards. These are higher than those for typical residential applications - for family safety with style.



### Family safety foremost

ARD (Automatic Rescue Device) activates if there's a power cut in your home and sends the elevator to the nearest floor to release passengers straight away, totally stress free.

Passengers can initiate an immediate call for assistance by pressing the emergency call button. This action activates an automatic system that connects them to the appropriate emergency services.

# STYLISH

Stylish interior design with a touch of luxury.



## OL-2V

Ceiling  
S2-C2

Rear wall  
Mirror finish stainless steel with  
titanium gold coating P036

Side wall  
Mirror finish stainless steel with  
titanium gold coating P036 + Film on  
metal - white marble pattern FS01



Front wall  
Vibratory finish stainless steel with  
titanium gold coating

Car door / Landing door  
Vibratory finish stainless steel with  
titanium gold coating

Floor  
Baroque



## OL-1V

Ceiling  
S1-C5

Rear wall  
Powder coating RAL1004 with  
white primer ice pattern

Side wall  
Powder coating RAL1004 with  
white primer ice pattern



Front wall  
Vibratory finish stainless steel with  
titanium gold coating

Car door / Landing door  
Vibratory finish stainless steel with  
titanium gold coating

Floor  
Piano concerto





**ST-1V**

Ceiling  
S1-C5

Rear wall  
Powder coating RAL2008 with white primer  
ice orange pattern + Powder coating RAL9003

Side wall  
Powder coating RAL2008 with  
white primer ice orange pattern



Front wall  
Hairline finish stainless steel with  
bronze coating

Car door / Landing door  
Hairline finish stainless steel with  
bronze coating

Floor  
Piano concerto



**ST-2V**

Ceiling  
S1-C5

Rear wall  
Powder coating RAL4011 with  
white primer ice pattern

Side wall  
Powder coating RAL4011 with  
white primer ice pattern



Front wall  
Mirror finish stainless steel

Car door / Landing door  
Mirror finish stainless steel

Floor  
Piano concerto



**ST-3V**

Ceiling  
S1-C5

Rear wall  
Powder coating RAL3015 with  
white primer ice pattern

Side wall  
Powder coating RAL3015 with  
white primer ice pattern



Front wall  
Mirror finish stainless steel

Car door / Landing door  
Mirror finish stainless steel

Floor  
Piano concerto



**ST-4V**

Ceiling  
S1-C5

Rear wall  
Powder coating RAL5018 with  
white primer ice pattern

Side wall  
Powder coating RAL5018 with  
white primer ice pattern



Front wall  
Mirror finish stainless steel

Car door / Landing door  
Mirror finish stainless steel

Floor  
Piano concerto



# HERITAGE REFINED

Revival of colors, crafts and materials from the past with today's conveniences.



## HR-2V

Ceiling  
S4-C1

Rear wall  
UV printing - Landscape painting UV-P02

Side wall  
Mirror finish stainless steel +  
Film on metal - ebony pattern FW01



Front wall  
Mirror finish stainless steel

Car door / Landing door  
Mirror finish stainless steel

Floor  
Chinese porch window



## HR-31V

Ceiling  
PL01

Rear wall  
Film on metal - ebony pattern FW01  
and oak pattern FW08

Side wall  
Sandblast finish stainless steel with champagne  
gold coating + Film on metal - ebony pattern FW01



Front wall  
Sandblast finish stainless steel with  
champagne gold coating

Car door / Landing door  
Sandblast finish stainless steel with  
champagne gold coating

Floor  
Acrobatic etude + Storm

# CONTEMPORARY

Minimalistic interior design, influenced by local taste.



## CT-1V

Ceiling  
S3-C1

Rear wall

Mirror finish stainless steel with black titanium coating + Sandblast finish stainless steel

Side wall

Mirror finish stainless steel with black titanium coating + Film on metal - oak pattern FW08



Front wall

Sandblast finish stainless steel with black titanium coating

Car door / Landing door

Sandblast finish stainless steel with black titanium coating

Floor

Symphonic poem prelude



## CT-2V

Ceiling  
S1-C7

Rear wall

Mirror finish stainless steel with bronze coating + Film on metal - Leather grain lichee FLO3

Side wall

Mirror finish stainless steel with bronze coating + Film on metal - Leather grain lichee FLO3



Front wall

Mirror finish stainless steel with bronze coating

Car door / Landing door

Mirror finish stainless steel with bronze coating

Floor

Oserova



**CT-4V**

Ceiling  
S1-C7

Rear wall  
Fine sandblast finish stainless steel with champagne gold coating/nano coating + Mirror finish stainless steel with black titanium coating

Side wall  
Fine sandblast finish stainless steel with champagne gold coating/nano coating + Mirror finish stainless steel with black titanium coating



Front wall  
Mirror finish stainless steel with champagne gold coating

Car door / Landing door  
Mirror finish stainless steel with champagne gold coating

Floor  
YH-MF0005 Ultraman



**CT-6V**

Ceiling  
CL2V

Rear wall  
Sandblast finish stainless steel with black titanium coating/nano coating + Reeded glass

Side wall  
Sandblast finish stainless steel with black titanium coating/nano coating



Front wall  
Sandblast finish stainless steel with black titanium coating/nano coating

Car door / Landing door  
Sandblast finish stainless steel with black titanium coating/nano coating

Floor  
YH-MF0004 Dark marble





**CT-7V**

Ceiling  
S3-C2

Rear wall  
Fine sandblast finish stainless steel/nano coating  
+ Powder coating RAL9003 + LED light

Side wall  
Fine sandblast finish stainless steel/nano coating



Front wall  
Fine sandblast finish stainless steel/nano coating

Car door / Landing door  
Fine sandblast finish stainless steel/nano coating

Floor  
YH-MF0002 Bulgarian leah grey



**CT-3V**

Ceiling  
S1-C5

Rear wall  
Powder coating RAL7035 with  
white primer ice pattern

Side wall  
Powder coating RAL7035 with  
white primer ice pattern



Front wall  
Mirror finish stainless steel

Car door / Landing door  
Mirror finish stainless steel

Floor  
Piano concerto

# TRADITIONAL

Simple, functional and robust.  
Our classic combination of materials with universal style.



## CS5

Ceiling  
S2-C8

Rear wall  
Fine sandblast finish stainless steel/nano coating

Side wall  
Fine sandblast finish stainless steel/nano coating

Front wall  
Fine sandblast finish stainless steel/nano coating

Car door / Landing door  
Fine sandblast finish stainless steel/nano coating

Floor  
YH-MF0002 Bulgarian leah grey

# PANORAMA

Perfectly complements the quality of your home,  
adding style and a superior visual experience.



## PANO S-1

Ceiling  
PI01

Rear wall  
Glass + Hairline finish stainless steel  
304 frame

Side wall  
Glass + Hairline finish stainless steel 304

Front wall  
Hairline finish stainless steel 304

Car door / Landing door  
Hairline finish stainless steel 304

Floor  
PVC CFL010

# MODERN FRESHNESS

Modern interior mixing vibrant colors with subtle patterns.



## MF-1V

Ceiling  
S1-C7

Rear wall

Film on metal - Wood grain walnut  
FW03 + Fine sandblast finish  
stainless steel/nano coating

Side wall

Film on metal - Wood grain walnut FW03 +  
Fine sandblast finish stainless steel/nano  
coating + Mirror finish stainless steel



Front wall

Fine sandblast finish  
stainless steel/nano coating

Car door / Landing door

Fine sandblast finish  
stainless steel/nano coating

Floor

YH-MF0001 Volakas white



## CT-5V

Ceiling  
S1-C7

Rear wall

Mirror finish stainless steel with rose gold coating +  
Sandblast finish stainless steel with rose gold  
coating/nano coating + LED strip light

Side wall

Fine sandblast finish stainless steel with  
rose gold coating/nano coating



Front wall

Fine sandblast finish stainless steel with  
rose gold coating/nano coating

Car door / Landing door

Fine sandblast finish stainless steel with  
rose gold coating/nano coating

Floor



YH-MF0003 Hermes



# FIXTURES



Choose from premium fixtures to highlight the style and colors of your home.


## COP

Model	CV4D-A32M
Display	White LED
Faceplate	1. Hairline finish stainless steel
Faceplate (options)	2. Hairline finish stainless steel gold titanium coating 3. Hairline finish stainless steel champagne gold coating 4. Hairline finish stainless steel bronze coating 5. Hairline finish stainless steel rose gold coating 6. Hairline finish stainless steel black titanium coating
Button (braille is available)	 MT42 Square button, white light
	 AN180 (option) Round button, white light



## COP

Model	CV4E-A32M
Display	White LED
Faceplate	1. Hairline finish stainless steel
Faceplate (options)	2. Hairline finish stainless steel gold titanium coating 3. Hairline finish stainless steel champagne gold coating 4. Hairline finish stainless steel bronze coating 5. Hairline finish stainless steel rose gold coating 6. Hairline finish stainless steel black titanium coating
Button (braille is available)	 MT42 Square button, white light
	 AN180 (option) Round button, white light




## Touch screen COP

Model	CV4F-2M	CV4G-2M	CV4H-8
Display	4.3" White segment LED	4.3" White segment LED	10.1" Colour
Faceplate	Tempered glass	Tempered glass	Aluminum frame + tempered glass
Button	Touch	Touch	TFT



Model	CV4I-9	CV4J-9	CV4K-9	CV4L-9
Display	13.3" Colour	13.3" Colour	13.3" Colour	13.3" Colour
Faceplate	Aluminum frame + tempered glass	Aluminum frame + tempered glass	Aluminum frame + tempered glass	Aluminum frame + tempered glass
Button	Touch	Touch	Touch	Touch



## Kick button



AN730  
Square button,  
stainless steel

## Child lock






Round



Square

## LOP

Model	LB5D-A3
Display	White LED
Faceplate	1. Hairline finish stainless steel
Faceplate (options)	2. Hairline finish stainless steel gold titanium coating 3. Hairline finish stainless steel champagne gold coating 4. Hairline finish stainless steel bronze coating 5. Hairline finish stainless steel rose gold coating 6. Hairline finish stainless steel black titanium coating
Button (braille is available)	<div style="display: flex; align-items: center;">  <div> <p>MT42 Square button, white light</p> </div> </div> <hr/> <div style="display: flex; align-items: center;">  <div> <p>AN180 (option) Round button, white light</p> </div> </div>



## Touch screen LIOP

Model	LS5H-1K	LS5F-6	LS5G-6
Display	White matrix	White segment LED	White segment LED
Faceplate	Tempered glass	Tempered glass	Tempered glass
Button	Touch	Touch	Touch





# ACCESSORIES

Enhance the look and functionality of the elevator with stylish and user-friendly accessories

## Ceiling

---



S1-C5\*



S2-C2\*



S4-C1\*



PL01\*



S3-C1\*



S1-C7\*



PL01\*  
(for PANO S-1 only)



CL2V\*



S2-C8\*



CL1V\*

\*No trap door

## Handrail

---



**TSF01**

Round handrail - Hairline finish stainless steel



**TRH01**

Round handrail - Transparent acrylic and hairline finish stainless steel



**TFH01**

Flat handrail - Transparent acrylic

All images shown here are for reference only.

# TECHNICAL SPECIFICATIONS (MACHINEROOM-LESS)

## BASIC PARAMETER

RATED LOAD (KG)	RATED SPEED (M/S)	MAX. TRAVEL HEIGHT (M)	MAX. NUMBER OF FLOORS	MIN. PIT DEPTH (MM)	SHAFT TYPE
320	0.2	12	4 (SO/OT)	165*	Concrete
400	0.2	12	4 (SO/OT)	165*	Concrete
320	0.2	9	4 (SO/OT)	165*	Aluminium frame
400	0.2	9	4 (SO/OT)	165*	Aluminium frame

## OVERHEAD HEIGHT

OVERHEAD HEIGHT (MM) (SINGLE OPENING, OPEN THROUGH/CO)	OVERHEAD HEIGHT (MM) (OPEN THROUGH/SO)	CAR HEIGHT (MM)	DOOR HEIGHT (MM)
3150	3150*	2100	2000
3150	3150*	2200	2100
3150	3250*	2300	2100
3200	3350*	2400	2100

SO - Single Opening, OT - Open Through \*Compliant to EN81-41

## CAR / SHAFT SIZE

RATED LOAD (KG)	CAR SIZE (CW X CD) (MM)	DOOR OPENING	DOOR WIDTH (MM)	SHAFT SIZE (SW X SD) (MM)	SHAFT TYPE
320	900 x 1100	Centre opening (metal door)	700	1580 x 1400	Concrete
		Centre opening (glass door)		1680 x 1400	
		Side opening (metal door)		1450 x 1480	
		OT centre opening (metal door)		1580 x 1570	
		OT side opening (metal door)		1450 x 1680	Aluminium frame
		Centre opening (glass door)		1680 x 1400	
		Side opening (metal door)		1450 x 1480	
		OT side opening (metal door)		1450 x 1680	
400	1100 x 1100	Side opening (metal door)	700	1500 x 1500	Concrete
		Centre opening (metal door)		1750 x 1400	
		Centre opening (glass door)	1780 x 1400	Aluminium frame	
		OT centre opening (metal door)	1750 x 1570		
		OT side opening (metal door)	1650 x 1680		
		Side opening (metal door)	1650 x 1480		
		Centre opening (glass door)	1800 x 1400		
		Side opening (metal door)	1650 x 1480		
		OT side opening (metal door)	1650 x 1680		

Minimum shaft size is measured based on the concrete shaft. If the shaft material is different or technical specification is out of standard scope, please contact TK Elevator representative.

ROOHKI HOME AUTOMATION  
Authorized Dealer for TK Elevator  
#206, Near Shiv Mandir, Sector - 21,  
Panchkula - 134112 (Haryana)  
[www.roohki.com](http://www.roohki.com)

For more information, please call:  
+91 77173 02281